

■DESCRIPTION

The VX-3004F is a device designed to control the Voice evacuation announcements of TOA's VX-3000 Series rack-mount type voice evacuation system. It has audio input terminals and can output the amplified audio signals to the speaker lines when the optional power amplifier modules are mounted. Compatible with network, the system can be configured in distributed arrangement. Indicators that show such statuses as fault status and power amplifier signal status are provided. It has 4 speaker output channels, each of which is provided with A and B lines to enable duplication of the speaker lines. Up to 4 power amplifier modules can be mounted. The 4-channel amplifier can be used either for zone output or standby use. As the VX-3004F is equipped with Standby amplifier input/output terminal, the standby amplifier, when mounted, can be shared among VX-3000F units.

■SPECIFICATIONS

Power Source	31 V DC (operating range: 20 – 33 V DC), removable terminal block (4 pins)
Power Consumption	85 W at 31 V DC
Indicators	POWER (green) ...1, RUN (green) ...1, EMERGENCY (red) ...1, CPU OFF (red) ...1, LAN A (green) ...1, LAN B (green) ...1, RS LINK A (green) ...1, RS LINK B (green) ...1 FAULT STATUS (yellow) GENERAL ...1, UNIT (*1) ...1, NETWORK (*1) ...1, EMG MIC (*1) ...1, FUSE (*1) ...1, POWER (*1) ...1, CPU ...1, ZONE ...8 AMPLIFIER PEAK (red) ...4, SIGNAL (green) ...4, OPERATE (green) ...4, POWER (green) ...4
Operation	Fault Control Switch ...2 (ACK/RESET) Test Switch ...1 (LAMP TEST) Setting Switch: ID NUMBER, RESET, IMPEDANCE, Setting (internal front panel)
LAN A, B	Number of Connectors: 2 (LAN A, LAN B) Network I/F: 100BASE-TX Network Protocol: TCP, UDP, ARP, ICMP, RTP, IGMP, FTP, HTTP Spanning tree Protocol: RSTP Audio Transmission System: TOA Packet Audio Audio Encoding Method: PCM Audio Sampling Frequency: 48 kHz Audio Quantifying Bit Number: 16 bits Connection Device: Other VX-3004F, VX-3008F, VX-3016F, Switching HUB Connector: RJ45 connector Connection Cable: Category 5 twisted pair cable (CAT5) Number of Stages of Cascade connection: UP to 7 Maximum Cable Distance: 100 m (328.08 ft)
RS Link A, B	Number of Connectors: 2 (RS LINK A, RS LINK B) Audio input level: 0 dB (*2) Power feed: Max. 1 A per connector Connector: RJ45 connector Connection Cable: Shielded Category 5 twisted pair cable (CAT5-STP) Maximum Cable Distance: 1200 m (3937.01 ft)
DS Link	Connection Device: DS LINK of Power supply units Connector: RJ45 connector Connection Cable: Shielded Category 5 twisted pair cable (CAT5-STP) Maximum Cable Distance: 5 m (16.4 ft)
Analog Link	Number of Connectors: 1 input, 1 output Connection Device: Other VX-3004F, VX-3008F, VX-3016F Connector: RJ45 connector Connection Cable: Shielded Category 5 twisted pair cable (CAT5-STP) Maximum Cable Distance: 800 m (2624.67 ft)
Control Input 1, 2	16 inputs, no-voltage make contact input, open voltage: 24 V DC, short-circuit current: 2 mA Fault Detection System: Short circuit, Open circuit, Method: Voltage detect Connector: RJ45 connector Connection Cable: Shielded Category 5 twisted pair cable (CAT5-STP)
Emergency Control IN	Input 2: Isolated voltage input, -24 to +24 V Connector: RJ45 connector Connection Cable: Category 5 twisted pair cable (CAT5)

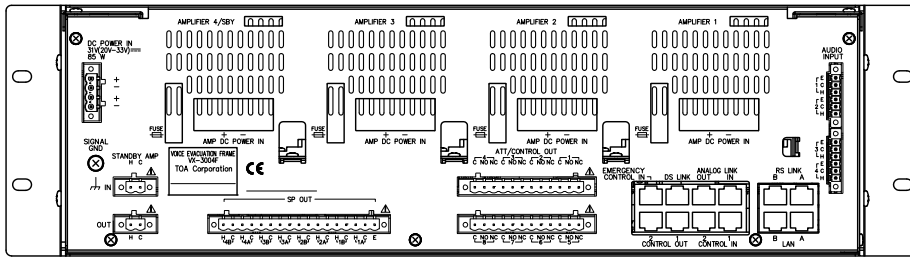
■ SPECIFICATIONS

Control Output 1, 2	General outputs : 8 with CONTROL OUTPUT 1 Exclusive outputs : 3 with CONTROL OUTPUT 2 GENERAL FAULT, CPU FAULT, CPU OFF No-voltage make contact, electrical contact output, control current: 10 mA, withstand voltage: 28 V DC Connector: RJ45 connector Connection Cable: Shielded Category 5 twisted pair cable (CAT5-STP)
ATT/Control Output	8 outputs, no-voltage make contact, relay contact (NC, NO, C), control current: 2 mA to 5 A, withstand voltage: 125 V AC, 40 V DC Connector: Removable terminal block (12 pins) ...2
Audio Input 1, 2, 3, 4	4 inputs Sensitivity: LINE: -20 dB (*2), MIC: -60 dB (*2) LINE/MIC (changeable with setting software) Gain Control: volume adjustable with volume control (internal front panel) -∞ to 0 dB Input Impedance: 47 kΩ, electronically-balanced Frequency Response: 40 Hz - 20 kHz ±1 dB (at DA CONTROL LINK, 0 dB output) Distortion: 1% or less (at DA CONTROL LINK, 0 dB output, 1 kHz) Signal to Noise Ratio: 60 dB or more (at DA CONTROL LINK, A-weighted) Phantom Power Supply: 24 V DC, can be set with setting software Connector: Removable terminal block (6 pins) ...2
Speaker Line	4 channels (with A/B LINE speaker output), 1 Earth terminal Maximum Voltage/Current: 100 Vrms, 5 Arms Connector: Removable terminal block (17 pins) ...1 Fault Detection System: Short circuit, Open circuit, Ground fault, Method: Impedance or End of line
Standby Amplifier Input/Output	Input: 1, Output: 1 Maximum Voltage/Current: 100 Vrms, 5 Arms Connector: Removable terminal block (2 pins) ...2
Power Amplifier	Number of Amplifiers: 4 Connector: DA CONTROL LINK ...4, DA OUTPUT LINK ...4
Operating Temperature	-5 °C to +45 °C (23 °F to 113 °F)
Operating Humidity	90 %RH or less (no condensation)
Finish	Panel: Surface-treated steel plate, black, 30 % gloss, paint
Dimensions	483 (W) × 132.6 (H) × 345 (D) mm (19.02" × 5.22" × 13.58")
Weight	7.6 kg (16.75 lb)
Accessory	Rack mounting bracket (preinstalled on the unit) ...2, CD (PC setting software) ...1, Removable terminal plug (2 pins) ...2, Removable terminal plug (4 pins) ...1, Removable terminal plug (6 pins) ...2, Removable terminal plug (12 pins) ...2, Removable terminal plug (17 pins) ...1, Ferrite clamp ...2

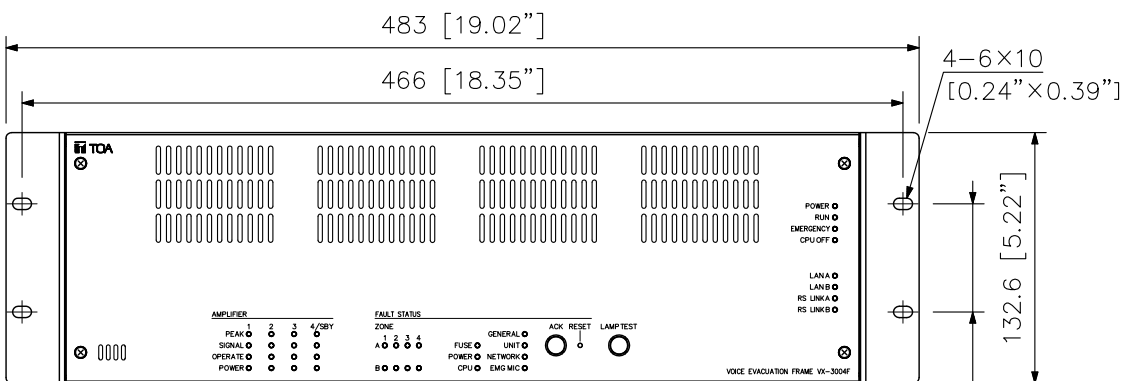
Note: Rack mounting screws are not supplied with the unit.

(\*1) By default  
(\*2) 0 dB = 1 V

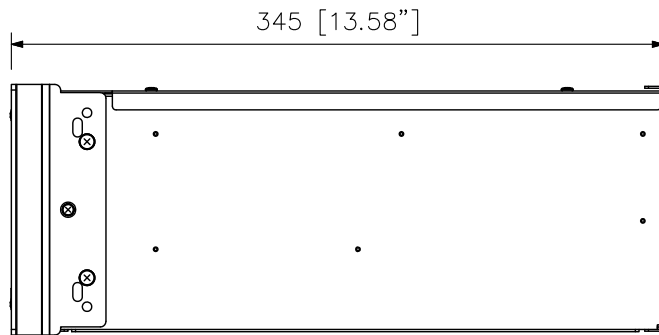
■ APPEARANCE



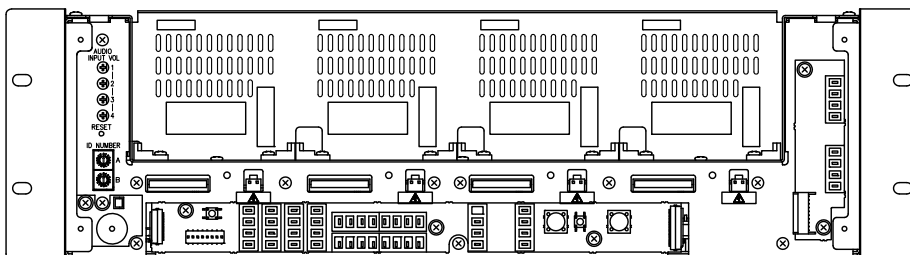
Rear View



Front View



Side View



Front view without front panel

UNIT:mm SCALE:1/4